

# A step-free route from the London Eye to Waterloo Underground Station



At Waterloo Underground Station there is step-free access between the Jubilee Line platforms and the ticket office. If you need assistance call 08457 484950 (it is best to phone before going).

This journey is around 875 metres long. It should take around 10 - 15 minutes to finish.

If you have difficulty getting about it could take around 30 minutes. (These figures are estimates only)

Below each picture is a time-bar. These can show you how long you need to walk to finish the journey.  
[Yellow bar] = the length of travel for each part of the journey [Green bar] = the length of travel already completed




From the London Eye walk **straight ahead across the paved area.**



**Turn left** along Belvedere Road **turn** (go under the footbridge).



**Turn right** and cross at the **level crossing** after the **railway bridge**. Go along **Concert Hall Approach.**



Near the end of this road is a railway bridge. Go **under the bridge** (Sutton Walk).



Straight ahead is a **pelican crossing** over York Road – cross over to the middle island.



**Cross at the zebra crossing** straight ahead. Then **turn left** and use the next **zebra crossing**.



Go **through the railway arch** ahead (Boyce Street) and **turn right**.



Pass the bus stops and cross the **zebra crossing**. Go **around the corner** and under the bridge.



Go along Waterloo Road (a bit **crowded** but stay on this side) to **Waterloo Underground Station**.

# A step-free route from the London Eye to Waterloo Underground Station






From the entrance go **through** the **ticket barriers** to your right.



The **lift** to the Jubilee Line platform is to the **left of the ticket barriers**.



All details were correct at the time of completion (February 2006). Cross River Partnership, Enabled London, Tourism for All and Visit London cannot accept responsibility for any errors or omissions, or changes to access arrangements. The facilities mentioned are provided for information and are not a recommendation.

1	 	Accessible toilets: 2 at the London Eye. Cafés: 2 Cafe Manga coffee shops, 1 inside the Ticket Hall and 1 outside.
5		Azzurro café (☎ 020 7620 1300)