

A step-free route from Westminster Station to the London Eye

1




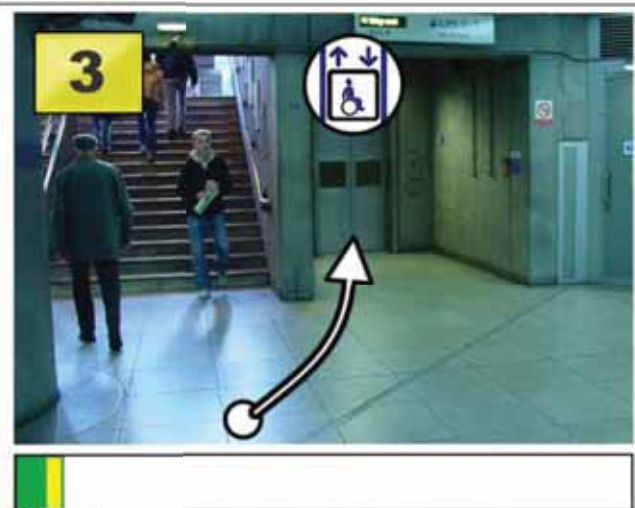
This map takes you from Westminster Underground Station (step-free access from the Jubilee Line) to the London Eye. The London Eye is the world's highest observation wheel with amazing panoramic views of London. If you have a disability call 0870 990 8885 to 'fast track' your ticket and get a discount.

This journey is around 1700 metres long. It should take around 20 minutes to finish. If you have difficulty getting about it could take around 55 minutes. (These are estimates only.)

Under each picture is a time-bar to show you how long you need to walk to finish the journey.

 = the length of travel for each part of the journey.

 = the length of travel already completed.



From the **platform** turn **right** and follow the **signs** for the **lift**. Take the lift **to the next level up**.

Straight ahead is the **2nd lift** (to the Ticket Office). It is near the District and Circle Line Westbound platform 1.


Go **through the ticket barriers** and towards **Exit 4**. There is a **lift** here to get to **Bridge Street**.




From the station **turn left** and go along Bridge Street **to the end of the road.**



Cross over at the 4 small **pelican crossings.**



Turn left and go along **Victoria Embankment.** (There are some seats along this road)



Under the bridge is a **pelican crossing** - cross over here.



Turn left to reach the **lift** up to the **Golden Jubilee Bridge.** Take the lift to **level 1.**



Go **across** the bridge. Take the **lift down** at the **other end.**



From the lift go **straight ahead** along the **riverside** towards the London Eye.

At the **London Eye** turn **left** across the paved area to the Ticket Office.

On the **right** is the **step free entrance** to the Ticket Office. You can buy your ticket here.

- 4
Caffé Nero by Westminster Station (☎020 7925 0781).
- 6
Accessible toilet: at Westminster Millennium Pier near Victoria Embankment (on the lower walkway level) - RADAR key operated.
- 10
Places to eat: Giraffe (☎020 7928 2004); Strada (☎020 7401 9126); Wagamama (☎020 7021 0877) and Eat (☎020 7401 2989). All with accessible toilets. The ramp with rails to this level is at the end of the shops.
- 12
Accessible toilets: 2 at the London Eye.
Cafés: 2 Cafe Manga coffee shops, 1 inside the Ticket Hall and 1 outside.





CROSS RIVER PARTNERSHIP

SUPPORTED BY

LONDON DEVELOPMENT AGENCY

WORKING FOR THE MAYOR OF LONDON



Access Project (PHSP)



tourism for all



visit LONDON

© all rights reserved Enabled London Ltd 2006

All details were correct at the time of completion (February 2006). Cross River Partnership, Enabled London, Tourism for All and Visit London cannot accept responsibility for any errors or omissions, or changes to access arrangements. The facilities mentioned are provided for information and are not a recommendation.